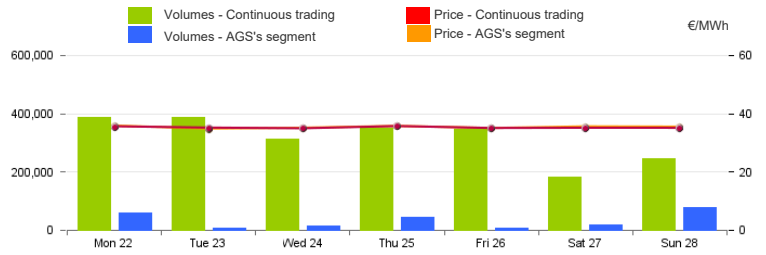


Spot Gas Market (MP-GAS)

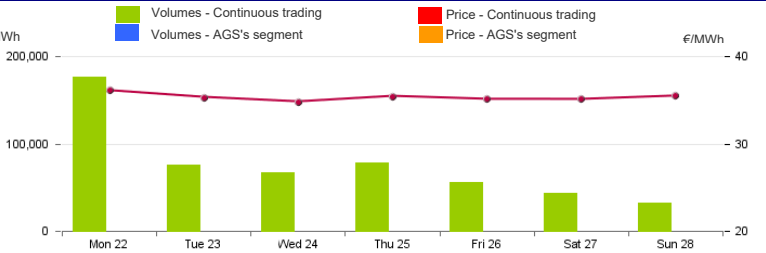
Day-Ahead Gas Market (MGP-GAS)

| | Price. €/MWh | | | | Volumes. MWh | | | |
|---------------------------|--------------|-------|-------|-------|------------------|--------|----------------|------------|
| | Average | Var | Min | Max | Total | Var | Daily Products | WE Product |
| Continuous trading | 35.11 | -0.7% | 33.10 | 36.15 | 2,215,080 | -18.6% | 1,891,896 | 323,184 |
| | Price. €/MWh | | | | Volumes. MWh | | | |
| | Average | Var | Min | Max | Total | Var | Purchases SRG | Sales SRG |
| AGS's segment | 35.31 | -0.3% | 34.75 | 35.80 | 232,656 | -11.4% | 232,656 | |



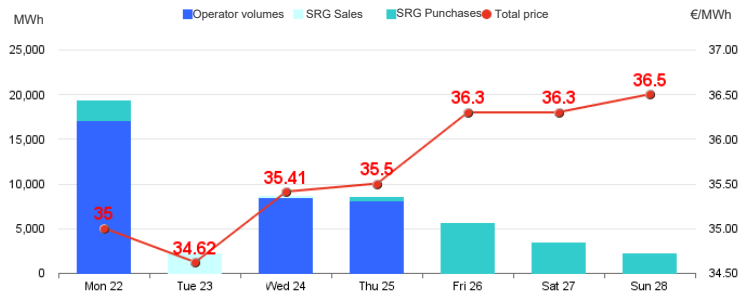
Intra-Day Gas Market (MI-GAS)

| | Price. €/MWh | | | | Volumes. MWh | | | |
|---------------------------|--------------|-------|-------|-------|----------------|--------|---------------|-----------|
| | Average | Var | Min | Max | Total | Var | Purchases SRG | Sales SRG |
| Continuous trading | 35.34 | -1.0% | 34.55 | 36.70 | 529,752 | -33.7% | | |
| | Price. €/MWh | | | | Volumes. MWh | | | |
| | Average | Var | Min | Max | Total | Var | Purchases SRG | Sales SRG |
| AGS's segment | - | - | - | - | - | - | | |



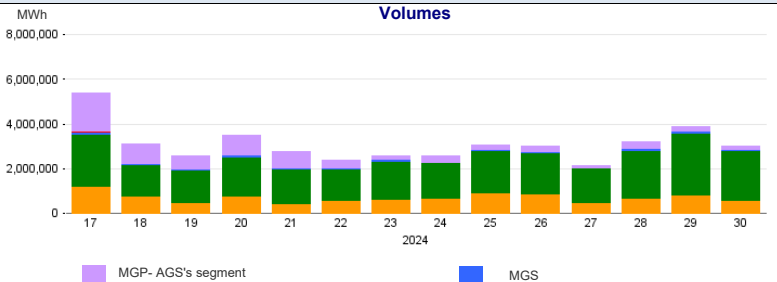
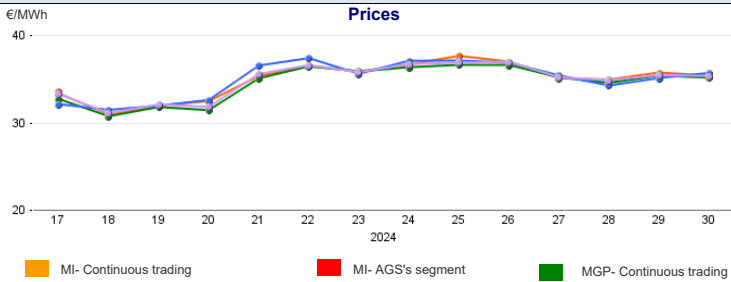
Market for the trading of gas stored (MGS-GAS)

| Week | Storage | 30 | 29 |
|----------------------|--------------------|---------------|----------------|
| Price. (1) €/MWh | Stogit | 35.66 | 35.08 |
| | Edison Stoccaggio | - | - |
| | Total | 35.66 | 35.08 |
| Volumes. MWh | Stogit | 49,836 | 118,948 |
| | Edison Stoccaggio | - | - |
| | Total | 49,836 | 118,948 |
| SRG Activity. MWh | Purchases | 14,053 | 15,049 |
| | Balancing (2) | 14,053 | 15,049 |
| | Other purposes (3) | - | - |
| | Sales | 2,392 | |
| | Balancing (2) | 2,392 | |
| Other purposes (3) | - | - | |



1) The Total price is calculated as a weighted average price for the total volumes exchanged in each storage system.
2) To securely manage any expected deviations between overall network injections and withdrawals pursuant to Art. 2.5 of Annex A, AEEGSI's Resolution 312/2016/R/gas
3) Stored gas trades by Snam Rete Gas (SRG) not included in "Balancing"

Weekly evolution



Forward Gas Market (MT-GAS)

| Products | Market | | | | OTC | | Total | | Open interest* | | | |
|--------------|---------------|---------------|--------------|----------|---------|---------------|---------|---------|----------------|----------|-------|-----|
| | Minimum Price | Maximum Price | Check Price* | Trades | Volumes | Registrations | Volumes | Volumes | change % | MWh/d | MWh | |
| | €/MWh | €/MWh | €/MWh | change % | N. | MWh/d | N. | MWh/d | MWh/d | change % | MWh/d | MWh |
| BoM-2024-07 | - | - | 37.10 | -0.1% | - | - | - | - | - | - | - | - |
| M-2024-08 | - | - | 31.98 | 0.0% | - | - | - | - | - | - | - | - |
| M-2024-09 | - | - | 36.29 | 0.0% | - | - | - | - | - | - | - | - |
| M-2024-10 | - | - | 37.84 | 0.0% | - | - | - | - | - | - | - | - |
| Q-2024-04 | - | - | 41.19 | 0.0% | - | - | - | - | - | - | - | - |
| Q-2025-01 | - | - | 43.68 | 0.0% | - | - | - | - | - | - | - | - |
| Q-2025-02 | - | - | 36.22 | 0.0% | - | - | - | - | - | - | - | - |
| Q-2025-03 | - | - | 37.45 | 0.0% | - | - | - | - | - | - | - | - |
| WS-2024/2025 | - | - | 43.42 | 0.0% | - | - | - | - | - | - | - | - |
| SS-2025 | - | - | 37.75 | 0.0% | - | - | - | - | - | - | - | - |
| CY-2025 | - | - | 38.59 | 0.0% | - | - | - | - | - | - | - | - |
| Total | | | | | | | | | | | 0 | 0 |

*Referred to the last session of the week